


TECHNICAL SPECIFICATIONS



TECHNICAL DATA	COMPLEX	DOMESTIC
	ET 500 PLUS ACDC	ET 500 PLUS 12V
Power supply at gate	220V AC ±10% 50Hz	16V AC 1Amp
Maximum absorbed current	3A	190mA
Motor voltage	12V DC	12V DC
Maximum starting thrust	30kGF	30kGF
Maximum running thrust	22kGF	22kGF
Average gate speed @	18m/min	18m/min
Duty cycle with mains	100%	20%
Operating temperature range	0° - 50° C	0° - 50° C
Anti-crushing sensing	Yes	Yes
Unit mass	13.3Kg	11.4Kg
Maximum gate length	9m	9m
Maximum gate weight	500Kg	500Kg
Auxilliary output	12V DC 200mA	12V DC 200mA
Battery charge voltage	13.6V DC	13.6V DC
Condominium loop mode	Yes	Yes
Courtesy light output	Yes	Yes
External LED status indication	Yes	Yes
On-board LED Inputs indication	Yes	Yes
Encoder monitoring LED indication	Yes	Yes
Passive infra red access control option	Yes	Yes
Pedestrian input	Yes	Yes
On-board receiver for pedestrian & full opening	Yes	Yes
Safety beam input	Yes	Yes
Soft start / soft stop	Yes	Yes
Reversing mode operation	Yes	Yes
Anti-theft deterrent bracket	Yes	Yes

Technical specifications subject to change

Designed and manufactured in South Africa 



OPEN UP FOR A WHOLE NEW WORLD OF POSSIBILITIES

E.T.
SYSTEMS
SECURITY PRODUCTS SPECIALISTS



DISTRIBUTED BY:



SECURITY PRODUCTS SPECIALISTS

Tel: 0860 109 238 • www.et.co.za

WITH THE ALL NEW ET 500 PLUS SLIDING GATE MOTOR SERIES, ANYTHING'S POSSIBLE.

Fully compatible with ET Blue receivers, transmitters and accessories

*The ETBlue Keelog® rolling-code series complies with current S.A.I.A and bylaw 25 requirements

ET Blue transmitters



- Four button remote
- 1, 2, 4 and 6 button options



RX Condo - RC




- Digital display
- 999 users
- Power save display mode
- Complex receiver

MD - 99 (Accessory)



- Vehicle loop detector

State-of-the-art electronic and mechanical components

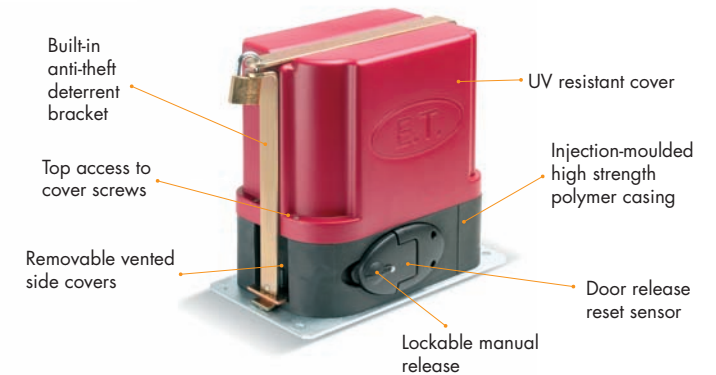


The simplified modular design of the ET 500 Plus series incorporates robust engineering, innovative technology and high quality materials.




SECURITY PRODUCTS SPECIALISTS

Ergonomically designed



Unique modular design



take control of your world